



6 - Point Rotary Switch

CE approved

RoHS compliance

SPECIFICATIONS

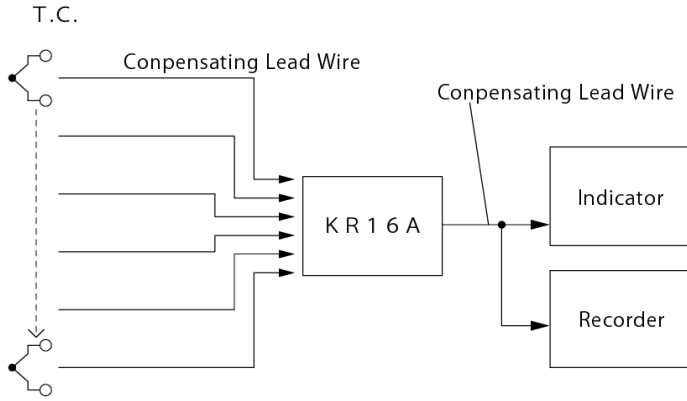
* No of switching points	:	6
* No of switching circuits	:	2
* Switching operation	:	Rotary switching
* Applicable signal	:	Thermocouples, voltage (R.T.D. not applicable)
* Contact rating		
Contact method	:	Slide type
Voltage	:	30V DC Maximum
Current	:	100mA DC maximum
Contact resistance	:	300m ohms maximum
* Ambient temperature/humidity range conditions for operation	:	-10 - +50°C/90% RH maximum (no dew condensation)
* Material	:	Resin molding
* Color		
Front and case	:	Mansel value N1 equivalent
* External dimensions	:	H48 x W96 x D118mm (in panel 100mm)
* Panel cutout	:	H45 x W92 mm
* Mounting	:	Flush in panel (snap-in)
* Panel thickness	:	1 - 4mm
* Weight	:	Approx. 250g

ORDERING INFORMATION

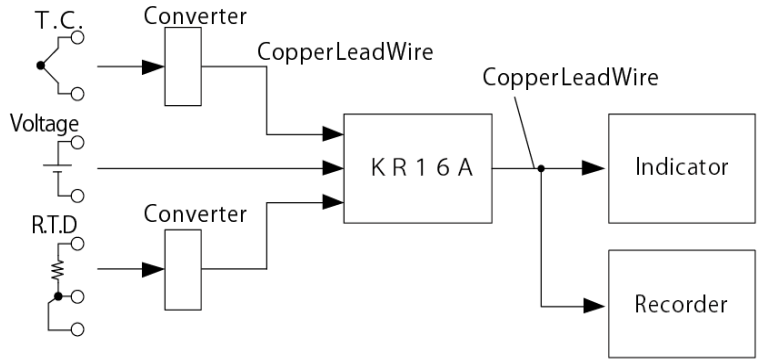
ITEMS	CODE	SPECIFICATIONS
SERIES	KR16A-	Rotary type 6 points selector switch
REMARKS	0	Without
	9	With

APPLICATION EXAMPLE

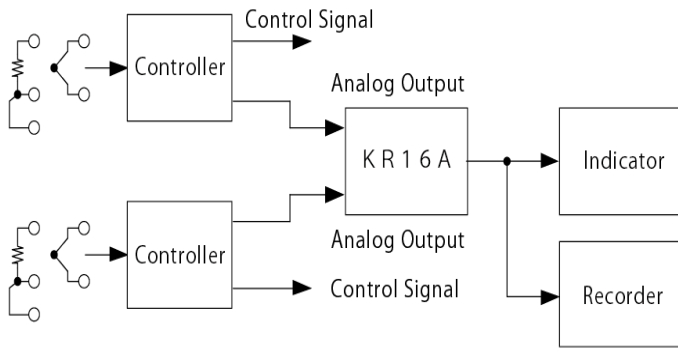
1. Selection of Thermocouple Switching



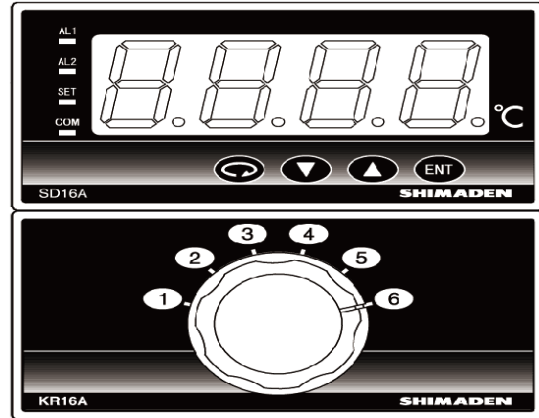
2. Selection of Voltage Switching



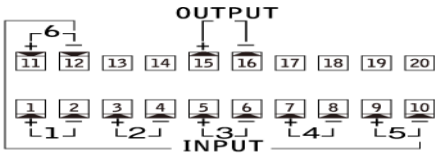
3. Selection of Analog Output (Voltage)



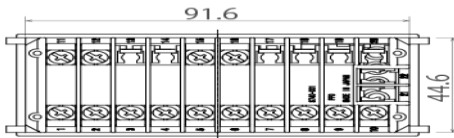
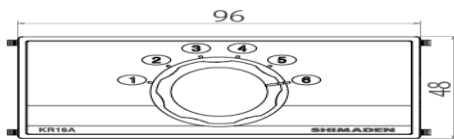
4. Installation Example with SD16A



Terminal Arrangement

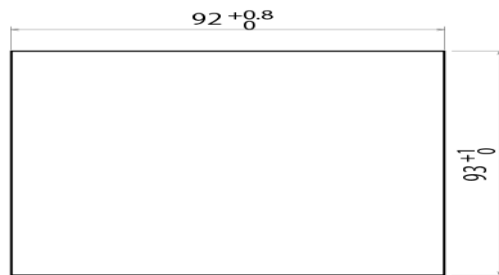
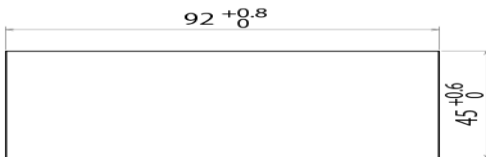


External Dimensions



Unit : mm

Panel Cutout



In case of installed with SD16A

Unit : mm

SHIMADEN CO., LTD.